




Shown in sandstone.

Colors¹



Insulation



Polyurethane Insulation
R-value²
R-17.54

2217 FLUSH PANEL

27 GAUGE STEEL | POLYURETHANE INSULATION | R-VALUE² R-17.54



Inserts



Sherwood



Stockton



2-4 Piece Sunburst



Cascade



8 Piece Sunburst



Cathedral



7 Piece Sunburst



Prairie



6 Piece Sunburst



Waterton



5 Piece Sunburst


Glass³



Plain



Tinted



Frosted




Obscure




Glue Chip


Designer Glass⁴




Newport



Hawthorne (brass caming)



Hawthorne (platinum caming)



Temple




Somerset (brass caming)



Somerset (platinum caming)



Florence



Hampton

¹ Refer to your local C.H.I. dealer for exact color match. ² R-value testing is in accordance with ASTM C518 standards. ³ Textured or tinted glass lets light in while obscuring vision and improves the natural beauty of your home. ⁴ All designer glass are either transparent or semi-transparent.

APPEARANCE + LIFETIME PACKAGE

Upgrade lifetime protection plan to your garage door and its hardware. That not only sounds great but looks good too.



These garage doors are available as wind load doors. Refer to your local C.H.I. Dealer if wind load doors are required where you live.



C.H.I. HASSLE-FREE WARRANTY

C.H.I. has a reputation for manufacturing quality garage doors, so it's only fitting that our hassle-free warranty outperforms all others.

Your Local Garage Door Professional

▶ Learn more at www.chiohd.com/2217

